



NCAVP 2015 HATE VIOLENCE REPORT TOOLKIT 2016 RELEASE EDITION

**COPYRIGHT© 2016 NEW YORK CITY GAY AND LESBIAN
ANTI-VIOLENCE PROJECT, INC. ALL RIGHTS RESERVED.**



This report was produced in part with the generous support of the Arcus Foundation. The findings and opinions expressed in this report are those of the authors and do not necessarily represent the view of its funders.`

INTRODUCTION

For nearly twenty years, the National Coalition of Anti-Violence Programs (NCAVP) has released reports on the pervasive and sometimes deadly hate violence perpetrated against LGBTQ and HIV affected communities. The NCAVP LGBTQ and HIV-Affected Hate Violence in 2015 report is being released at a time when sweeping anti-LGBTQ legislation is advancing in the United States and existing protections are being rolled back, leaving already vulnerable communities even more susceptible to violence. NCAVP has compiled this report to address the nature and frequency of this violence and who it affects. Hate violence affects us all, and we can all do our part to address it.

We see this report as being useful for journalists, community organizers, educators, policy-makers, LGBTQ organizations and mainstream anti-violence organizations, students, and anyone who wants to take a stand against LGBTQ and HIV-affected hate violence. You can use this report in the following ways:

- Images and stats for social sharing
- Research for further reporting
- As a guide for policy strategy and decision making
- As a tool to push back against anti-LGBTQ legislation
- As a guide for funding decisions
- Messaging for community-building and community organizing

GET INVOLVED:

Join NCAVP in our efforts to prevent and respond to LGBTQ violence. To learn more about our national advocacy visit www.NCAVP.org or contact info@ncavp.org.

KEY FINDINGS

HATE VIOLENCE DOESN'T ALWAYS HAPPEN ON THE STREET.

Survivors reported experiencing violence in their homes, schools, and workplaces.

1 in 8 survivors experienced violence at work.

Survivors who identified as gay were 2.5x more likely to experience violence from landlords, and survivors who identified as Black were 2x more likely to experience violence from landlords*

**compared to survivors who didn't identify as Black*

**compared to survivors who didn't identify as gay.*

LGBTQ community members experience unemployment and poverty at high rates.

Workplace and housing discrimination is a form of violence and increases LGBTQ and HIV-affected peoples' risk of experiencing more violence, creating a loop of violence that's difficult to escape.

HATE VIOLENCE ISN'T ALWAYS VISIBLE.

But it always has serious consequences. Three of the most common forms of hate violence reported to NCAVP were verbal harassment, discrimination, and threats of violence.

Lesbians are twice as likely to experience verbal harassment*

**compared to survivors who don't identify as lesbian.*

We need to expand the definition of hate violence to include discrimination, harassment, and other non-physical forms of violence.

HATE VIOLENCE DOESN'T ALWAYS COME FROM STRANGERS.

62% of survivors knew the person who perpetrated the violence against them.

Transgender survivors were twice as likely to know the perpetrator*

**compared to those who did not identify as transgender.*

Not all hate violence survivors look the same, and neither do the perpetrators. Sometimes they're people we know. Let's educate our communities to protect our communities.

HATE VIOLENCE AFFECTS YOUTH, TOO.

Survivors between the ages of 14-24 were 3x more likely to experience violence from a relative and 3x more likely to experience violence from an acquaintance.*

**compared to survivors in other age groups.*

We need to provide safe spaces where LGBTQ and HIV-affected youth can fully be themselves.

HATE VIOLENCE DOESN'T LOOK THE SAME FOR EVERYONE.

Survivors of color were twice as likely to experience physical violence*

**compared to those who did not identify as being of color*

And undocumented survivors were four times as likely to experience physical violence*

**compared to documented survivors*

By recognizing how hate violence affects our communities in different ways, we can effectively work to end it.

HATE VIOLENCE ISN'T ALWAYS REPORTED TO THE POLICE.

Only 41% of survivors reported the violence they experienced to police, and of those who reported, 80% of survivors said police were indifferent or hostile.

The 39% who reported hostile behavior experienced physical violence, use of slurs or biased language, and sexual violence by the police.

Communities that have already been criminalized are reluctant to report violence to the police.

We need to work together to create alternative accountability mechanisms so that survivors of violence can access support and justice in ways that work for them.

HATE VIOLENCE IS BEING WRITTEN INTO OUR LAWS.

Anti-LGBTQ legislation is advancing in states across the country.

These bills perpetuate and support the discrimination and violence that already vulnerable LGBTQ communities face daily, in the places where they experience the most violence, like schools, and workplaces.

Let's hold our institutions and policy makers accountable. We cannot allow the codifying of violence against our communities through harmful legislation.

HATE VIOLENCE CAN BE DEADLY.

NCAVP received 24 reports of hate violence related homicides in 2015, a 20 % increase from 2014 and the highest number since 2011.

Continuing an alarming multiyear trend, people of color and transgender and gender nonconforming people made up the majority of the reports of hate violence homicides in 2015.

This violence is rooted in racism, misogyny, homophobia, and transphobia.

We must center the voices and experiences of those most impacted by hate violence, especially transgender and gender nonconforming people and LGBTQ people of color.

THERE IS NO SINGLE NARRATIVE OF HATE VIOLENCE.

Together, we can work to expand our definition of what hate violence looks like and who it affects.

Let's work toward police reform and creating alternative accountability mechanisms.

Let's create safer workplaces, schools, and environments for LGBTQ youth and adults.

Let's acknowledge that intersecting identities face multiple and unique forms and consequences of hate violence and work to find solutions for all of them.

GRAPHICS

The following shareable images are also available in this Dropbox (<http://bit.ly/1U4PSI7>). You can share them on their own on platforms like Facebook or Instagram, and you can also use these pre-written tweets. Just download the images from this Toolkit or from the Dropbox and attach them to your tweets when you want to post them.

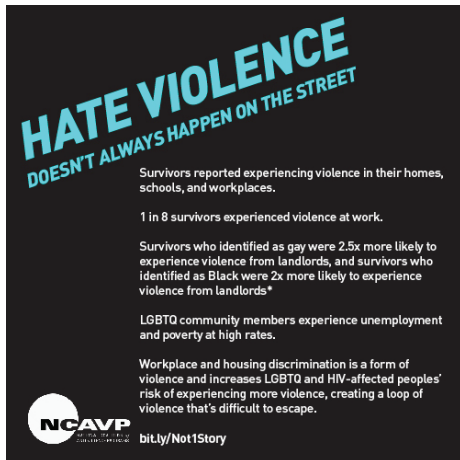


IMAGE 1



IMAGE 2



IMAGE 3

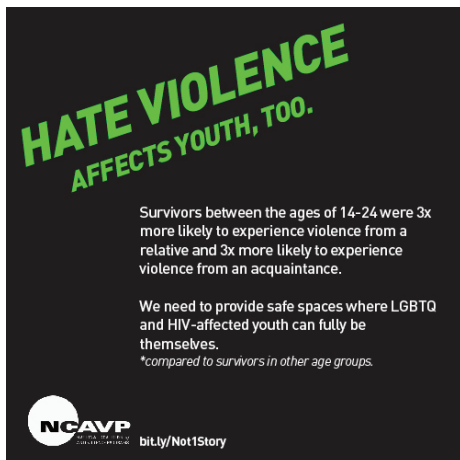


IMAGE 4



IMAGE 5

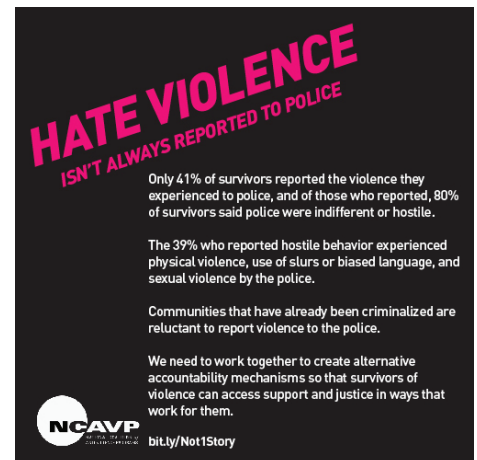


IMAGE 6

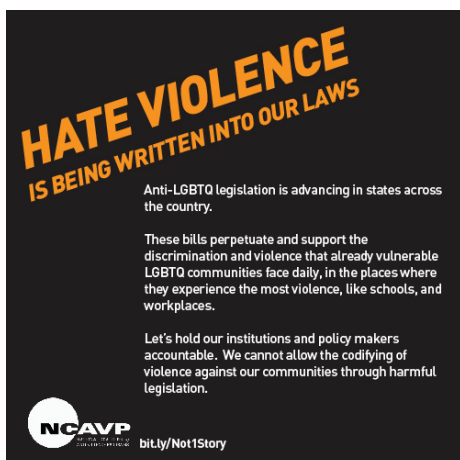


IMAGE 7

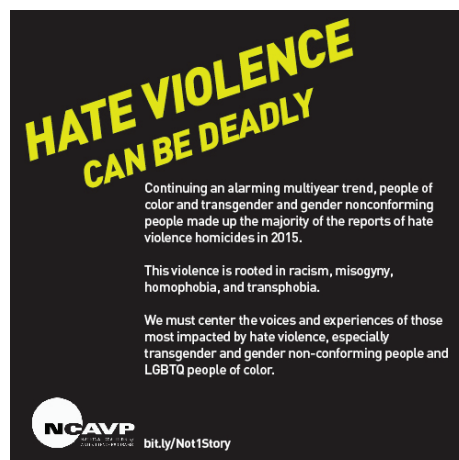


IMAGE 8

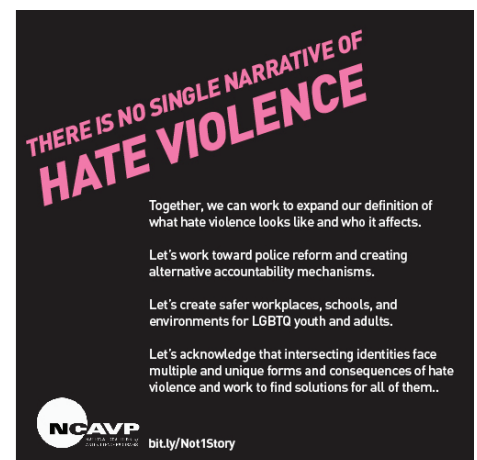


IMAGE 9

SHARING

There is no single narrative of an LGBTQ hate violence survivor. We need a full picture—the full story—of what hate violence looks like for LGBTQ and HIV-affected people if we are going to effectively address that violence moving forward.

This report highlights some of those stories, some of the complex, nuanced and intersectional ways our communities experience violence.

NCAVP is using the hashtag #Not1Story to share the findings of this report and inspire an ongoing discussion online.

We hope you will use #Not1Story to be in dialogue with us about the report's findings, and to share your stories and experiences with us as well.

TWEETS

Hate violence doesn't always happen on the street. 1 in 8 survivors reported experiencing violence at their workplace #Not1Story

LGBTQ folks exp unemployment & poverty at higher rates. Work & housing discrim create a loop of violence difficult to escape #Not1Story

Hate Violence isn't always visible, but always has serious consequences, including emotional & economic ones #Not1Story

TWEETS
(CONTINUED)

Hate violence isn't always visible. 3 most common forms of HV reported to NCAVP were verbal harassment, discrimination & threats #Not1Story

Hate violence doesn't always come from strangers. 62% of survivors knew the person who perpetrated the violence against them #Not1Story

Sometimes the people who commit violence are close to us. Transgender survivors were twice as likely to know the perpetrator #Not1Story

Hate violence affects youth, too. Survivors aged 14-24 were 3x more likely to experience violence from a relative or acquaintance #Not1Story

Hate violence affects youth, too. It's crucial that we provide safe spaces where LGBTQ youth can fully be themselves #Not1Story

Hate violence doesn't look the same for everyone. Survivors of color were twice as likely to experience physical violence #Not1Story

Hate violence doesn't look the same for everyone. Undocumented survivors were four times as likely to experience physical violence #Not1Story

Hate violence isn't always reported to the police. 80% of survivors said police were indifferent or hostile #Not1Story

Communities that have been criminalized are reluctant to involve police. How can we create alternative accountability mechs? #Not1Story

TWEETS
(CONTINUED)

Hate violence is being written into law. HB2 & other anti-LGBTQ bills support violence that affects our communities daily #Not1Story

Let's hold institutions and policy makers accountable. We can't allow the codifying of violence through harmful legislation #Not1Story

Hate violence can be deadly. NCAVP received 24 reports of hate-violence homicides in 2015, a 20% increase from 2014 #Not1Story

Hate violence can be deadly. NCAVP received 24 reports of hate-violence homicides in 2015. 15 were people of color #Not1Story

Hate violence can be deadly. NCAVP received 24 reports of hate-violence homicides in 2015. 16 were trans and GNC people #Not1Story

Hate violence can be deadly. NCAVP received 24 reports of hate-violence homicides in 2015. 13 were trans women of color #Not1Story

Hate violence can be deadly. NCAVP received 24 reports of hate-violence homicides in 2015. 7 were cisgender men #Not1Story

There is no single narrative of hate violence. Let's expand our definition of what hate violence looks like & who it affects #Not1Story

The National Coalition of Anti-Violence Programs has released their 2015 Hate Violence report. Read it here: <http://bit.ly/Not1Story>

TWEETS
(CONTINUED)

How does hate violence affect the LGBTQ & HIV+ communities? NCAVP has released their 2015 HV report. Read here: <http://bit.ly/Not1Story>

We must understand the effects of hate violence in order to address it. Read NCAVP's 2015 HV report here:
<http://bit.ly/Not1Story>

There is no single narrative of hate violence. Let's work toward police reform & creating alternative accountability mechs #Not1Story

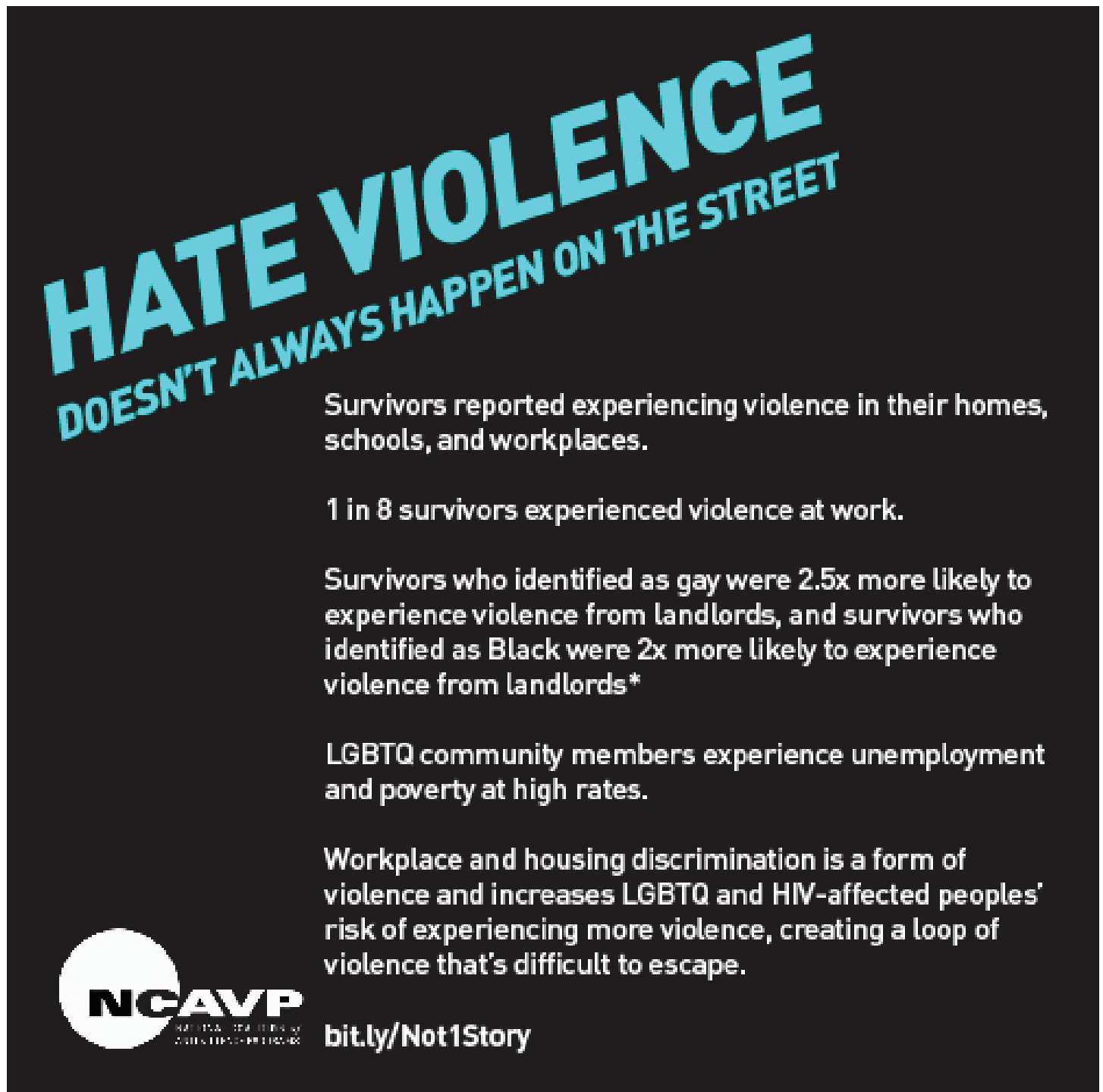
There is no single narrative of hate violence. Let's create safer workplaces, schools & environments for LGBTQ youth & adults #Not1Story

There is no single narrative. Intersecting identities face multiple and unique forms and consequences of hate violence #Not1Story

TWEETS
(CONTINUED)

Hate violence doesn't always happen on the street.
#Not1Story [Attach Image 1]

IMAGE 1



HATE VIOLENCE
DOESN'T ALWAYS HAPPEN ON THE STREET

Survivors reported experiencing violence in their homes, schools, and workplaces.

1 in 8 survivors experienced violence at work.

Survivors who identified as gay were 2.5x more likely to experience violence from landlords, and survivors who identified as Black were 2x more likely to experience violence from landlords*

LGBTQ community members experience unemployment and poverty at high rates.

Workplace and housing discrimination is a form of violence and increases LGBTQ and HIV-affected peoples' risk of experiencing more violence, creating a loop of violence that's difficult to escape.

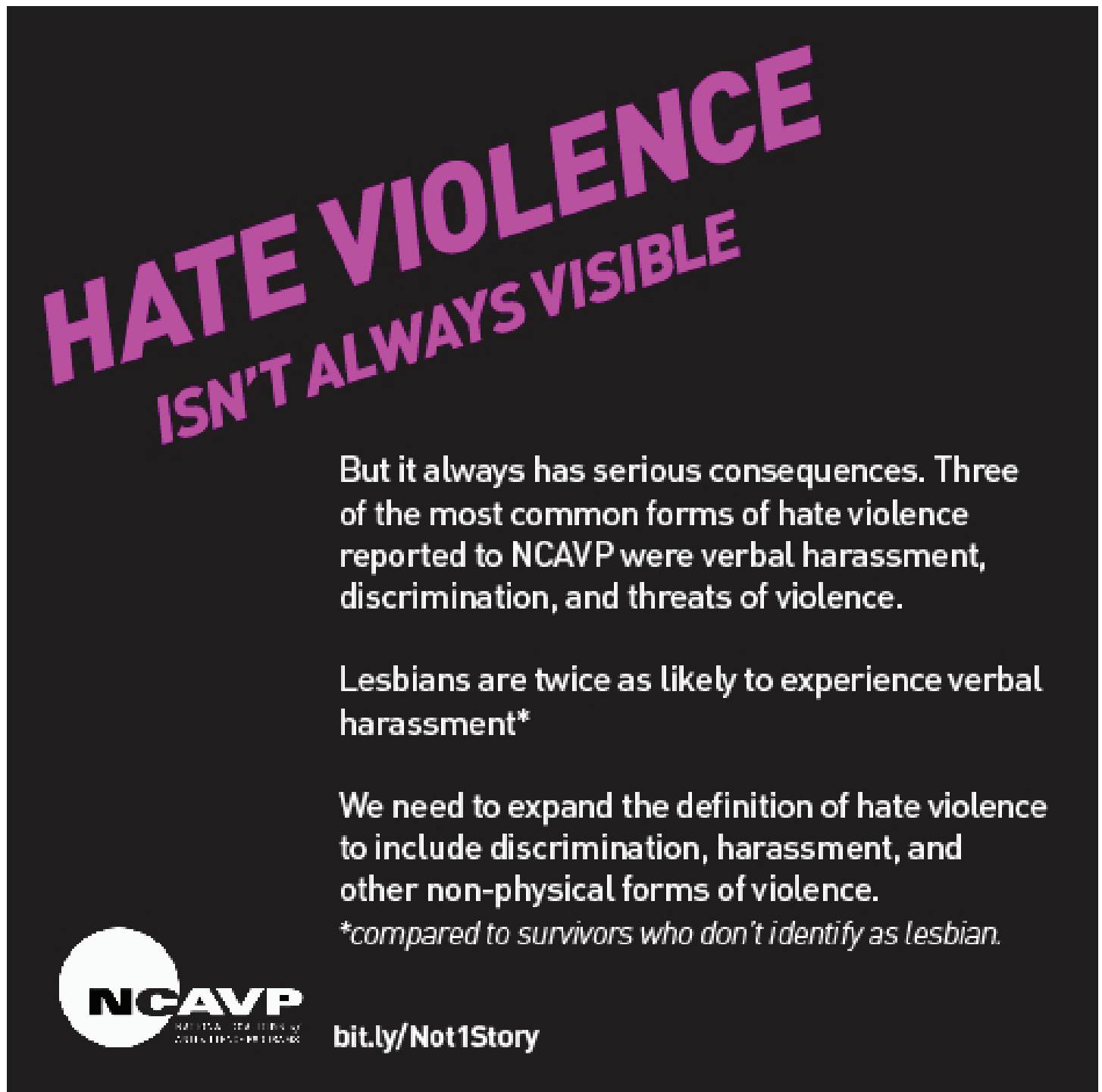
NCAVP
NATIONAL CENTER FOR
TRANS GENDER & HIV RIGHTS

bit.ly/Not1Story

TWEETS
(CONTINUED)

Hate violence isn't always visible, but always has serious consequences. #Not1Story [Attach Image 2]

IMAGE 2



HATE VIOLENCE
ISN'T ALWAYS VISIBLE

But it always has serious consequences. Three of the most common forms of hate violence reported to NCAVP were verbal harassment, discrimination, and threats of violence.

Lesbians are twice as likely to experience verbal harassment*

We need to expand the definition of hate violence to include discrimination, harassment, and other non-physical forms of violence.

**compared to survivors who don't identify as lesbian.*

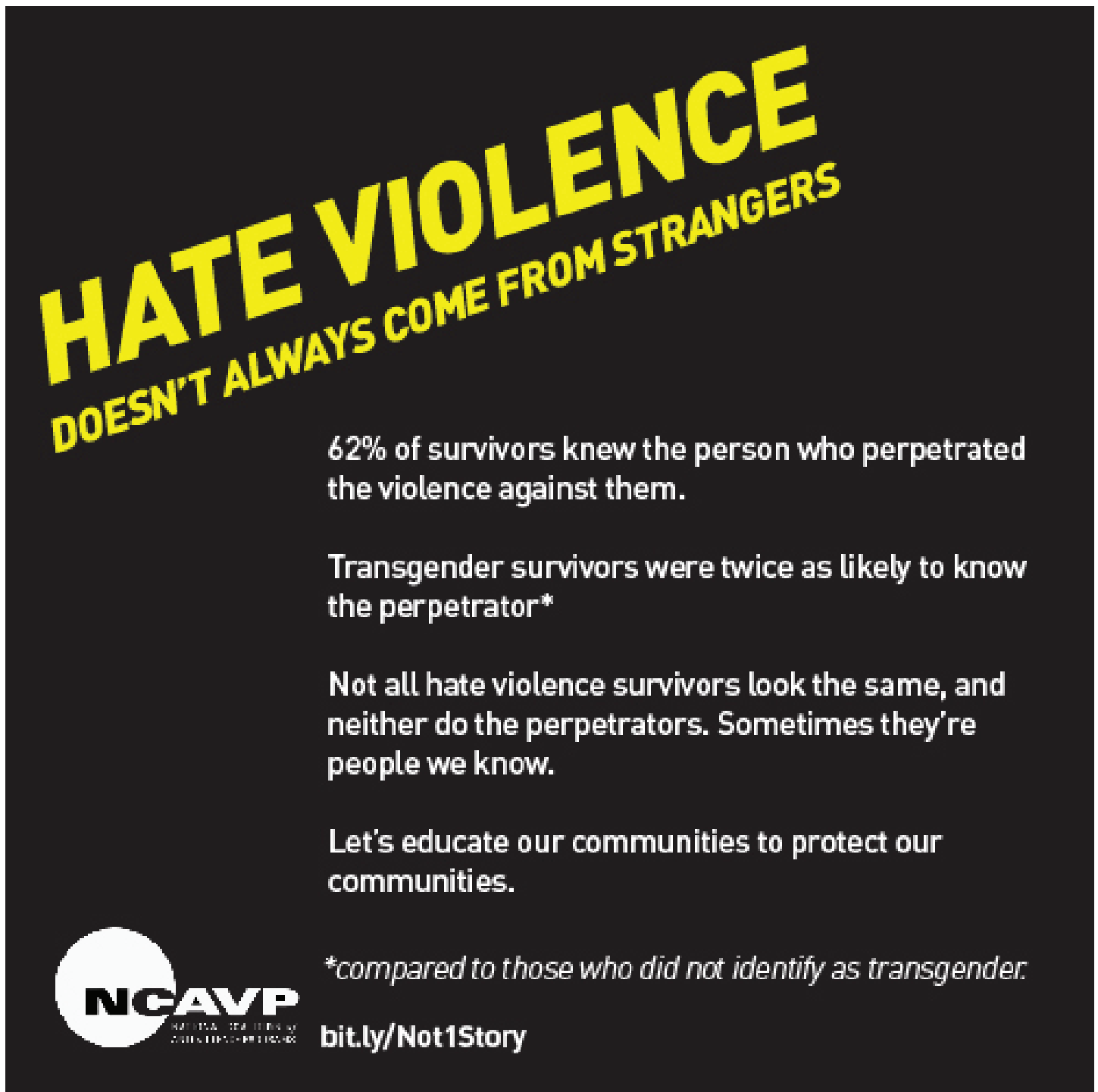
NCAVP
NATIONAL CENTER FOR
VIOLENCE AGAINST LESBIANS

bit.ly/Not1Story

TWEETS
(CONTINUED)

Hate violence doesn't always come from strangers.
#Not1Story [Attach Image 3]

IMAGE 3



HATE VIOLENCE
DOESN'T ALWAYS COME FROM STRANGERS

62% of survivors knew the person who perpetrated the violence against them.

Transgender survivors were twice as likely to know the perpetrator*

Not all hate violence survivors look the same, and neither do the perpetrators. Sometimes they're people we know.

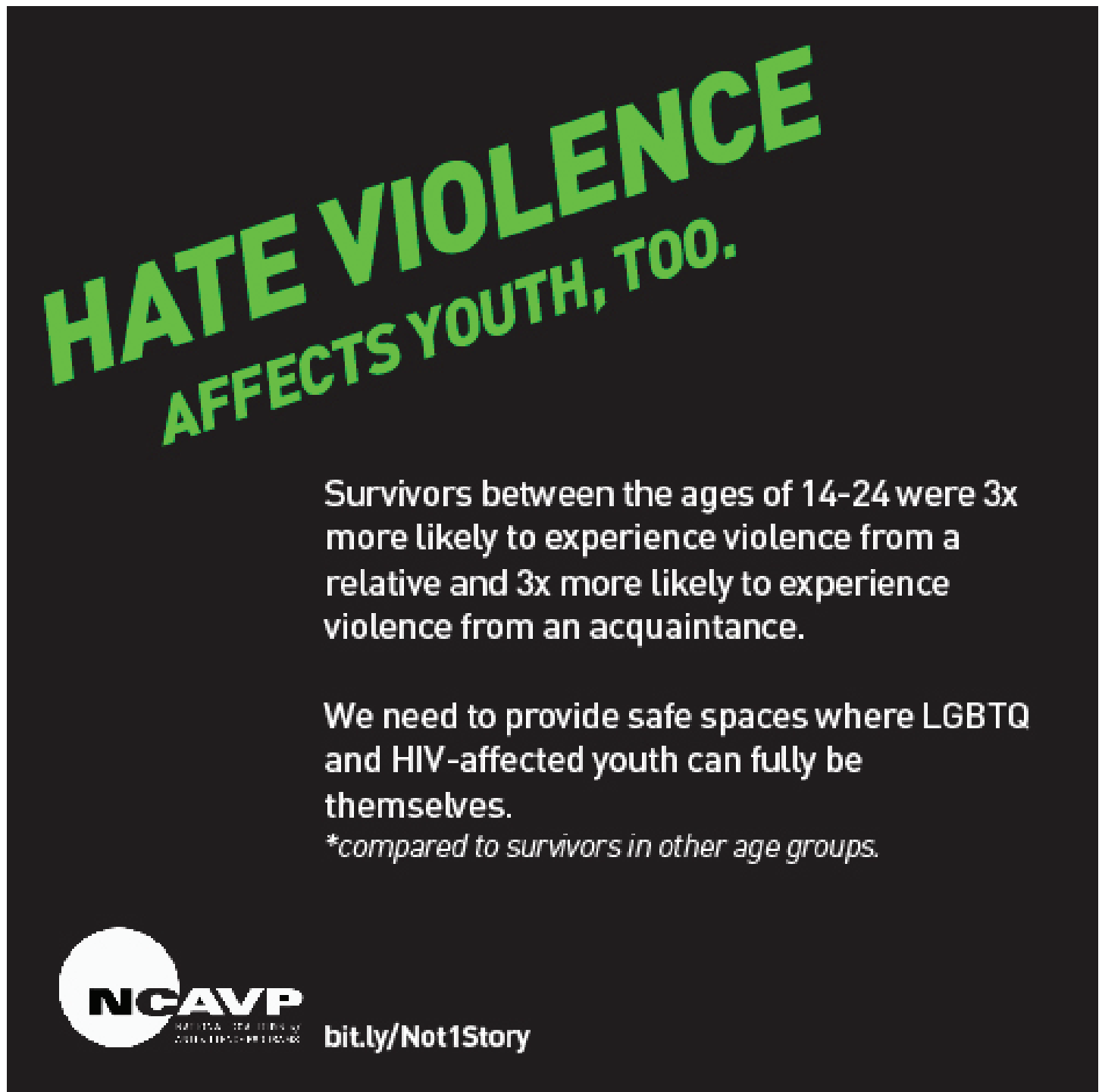
Let's educate our communities to protect our communities.

**compared to those who did not identify as transgender.*

NCAVP
NATIONAL CENTER FOR
VIOLENCE AGAINST TRANSPEOPLE

bit.ly/Not1Story

IMAGE 4



HATE VIOLENCE
AFFECTS YOUTH, TOO.

Survivors between the ages of 14-24 were 3x more likely to experience violence from a relative and 3x more likely to experience violence from an acquaintance.

We need to provide safe spaces where LGBTQ and HIV-affected youth can fully be themselves.

**compared to survivors in other age groups.*

NCAVP
NATIONAL CENTER FOR
VIOLENCE PREVENTION

bit.ly/Not1Story

TWEETS
(CONTINUED)

Hate violence doesn't look the same for everyone.
#Not1Story [Attach Image 5]

IMAGE 5

HATE VIOLENCE
DOESN'T LOOK THE SAME FOR EVERYONE

Survivors of color were twice as likely to experience physical violence*

And undocumented survivors were four times as likely to experience physical violence**

By recognizing how hate violence affects our communities in different ways, we can effectively work to end it.

**compared to those who did not identify as being of color*
***compared to documented survivors*

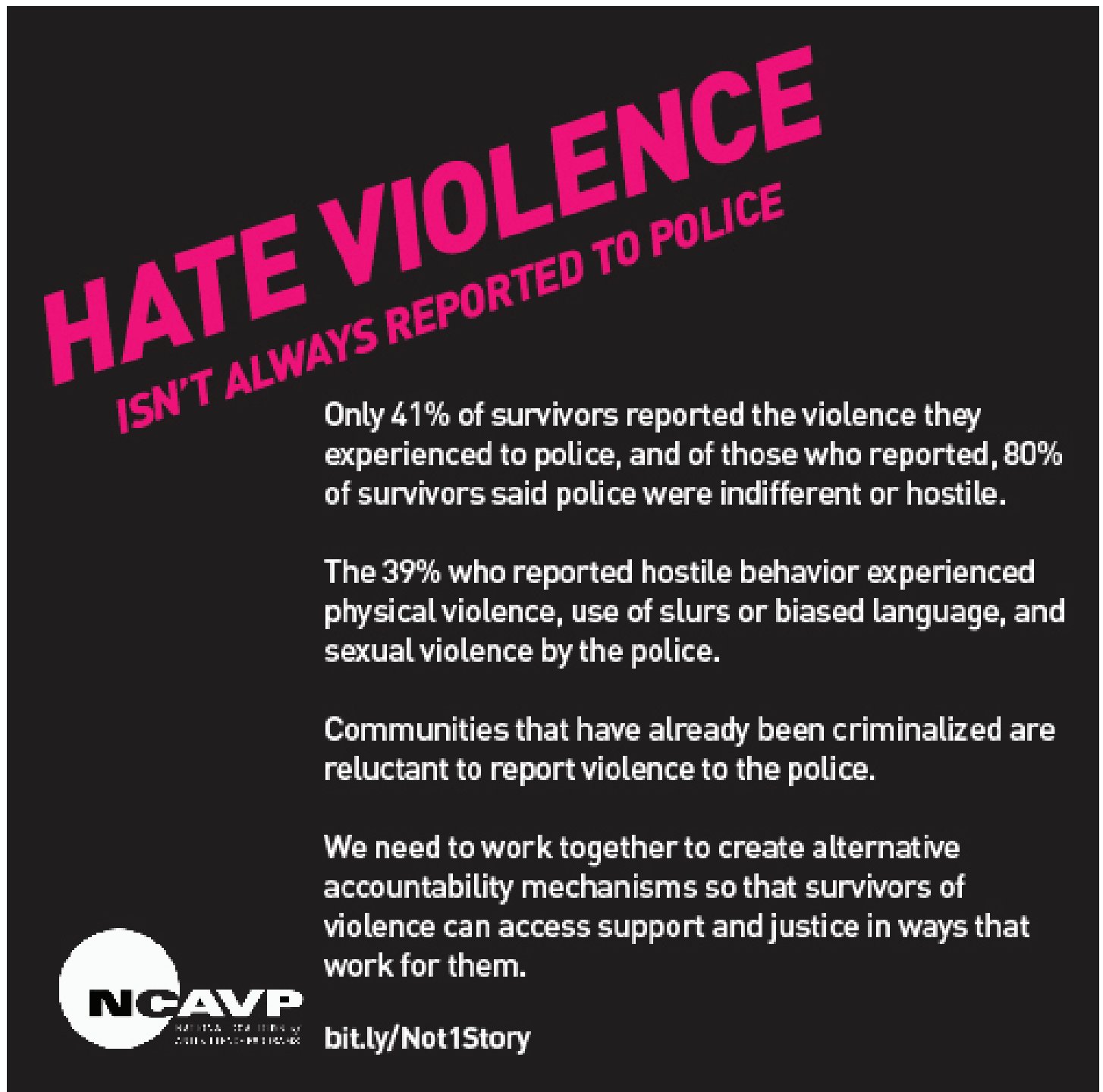
NCAVP
NATIONAL CENTER FOR
VIOLENCE AGAINST TRANS PEOPLE

bit.ly/Not1Story

TWEETS
(CONTINUED)

Hate violence isn't always reported to the police.
#Not1Story [Attach Image 6]

IMAGE 6




HATE VIOLENCE
ISN'T ALWAYS REPORTED TO POLICE

Only 41% of survivors reported the violence they experienced to police, and of those who reported, 80% of survivors said police were indifferent or hostile.

The 39% who reported hostile behavior experienced physical violence, use of slurs or biased language, and sexual violence by the police.

Communities that have already been criminalized are reluctant to report violence to the police.

We need to work together to create alternative accountability mechanisms so that survivors of violence can access support and justice in ways that work for them.

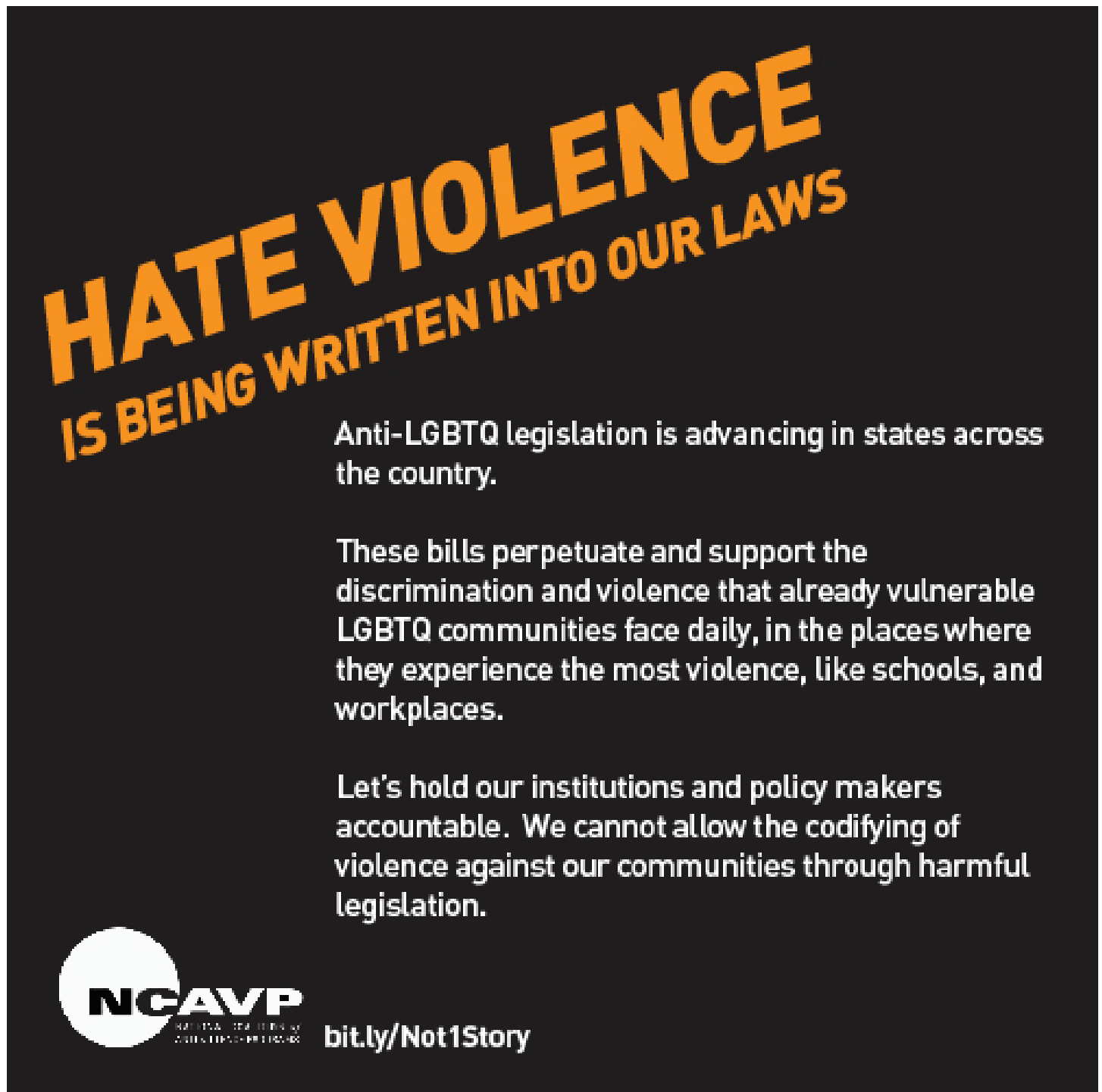
 **NCAVP**
NATIONAL CENTER FOR AMERICAN VIOLENCE PREVENTION

bit.ly/Not1Story

TWEETS
(CONTINUED)

Hate violence is being written into our laws.
#Not1Story [Attach Image 7]

IMAGE 7



HATE VIOLENCE
IS BEING WRITTEN INTO OUR LAWS

Anti-LGBTQ legislation is advancing in states across the country.

These bills perpetuate and support the discrimination and violence that already vulnerable LGBTQ communities face daily, in the places where they experience the most violence, like schools, and workplaces.

Let's hold our institutions and policy makers accountable. We cannot allow the codifying of violence against our communities through harmful legislation.

NCAVP
NATIONAL CENTER FOR AMERICAN VIOLENCE PREVENTION

bit.ly/Not1Story

TWEETS
(CONTINUED)

Hate violence can be deadly. #Not1Story
[Attach Image 8]

IMAGE 8

**HATE VIOLENCE
CAN BE DEADLY**

Continuing an alarming multiyear trend, people of color and transgender and gender nonconforming people made up the majority of the reports of hate violence homicides in 2015.

This violence is rooted in racism, misogyny, homophobia, and transphobia.

We must center the voices and experiences of those most impacted by hate violence, especially transgender and gender non-conforming people and LGBTQ people of color.

NCADV
NATIONAL CENTER FOR
ADVOCACY AND PREVENTION

bit.ly/Not1Story

TWEETS
(CONTINUED)

There is no single narrative of hate violence.
#Not1Story [Attach Image 9]

IMAGE 9

**THERE IS NO SINGLE NARRATIVE OF
HATE VIOLENCE**

Together, we can work to expand our definition of what hate violence looks like and who it affects.

Let's work toward police reform and creating alternative accountability mechanisms.

Let's create safer workplaces, schools, and environments for LGBTQ youth and adults.

Let's acknowledge that intersecting identities face multiple and unique forms and consequences of hate violence and work to find solutions for all of them..

NCAVP
NATIONAL CENTER FOR
ANTI-VIOLENCE PROGRAMS

bit.ly/Not1Story

GUIDING QUESTIONS

When NCAVP's 2015 Hate Violence Report was released on June 14, 2016, we held a Twitter Town Hall where we shared the findings above, and facilitated a conversation using the questions below.

These questions are intended to guide ongoing discussion around the report's findings, and to facilitate discussion on the intersecting ways hate violence impacts our communities as we work together to seek solutions to end this violence.

Q1: What are some of the ways LGBTQ & HIV-affected people experience hate violence that are rarely if ever talked about? #Not1Story

Q2: How do you center those most impacted by hate violence, esp Trans people & LGBTQ POC & undocumented people in your work? #Not1Story

Q3: What are key collaborations & intersections w/ other social movements we must build as we work to end LGBTQ hate violence? #Not1Story

Q4: How can our stories as survivors & LGBTQ people counter discriminatory legislation like HB2 and others? #Not1Story